


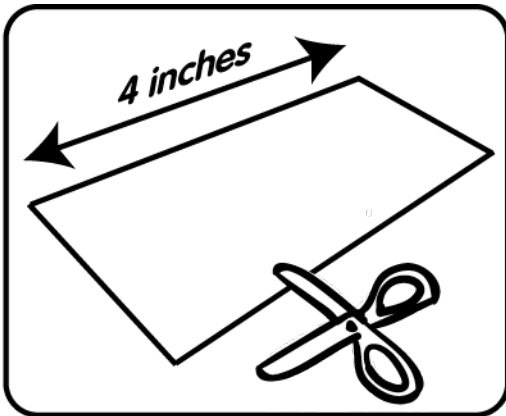
A linked line of people for Christmas fun!

What you'll need:


- Paper
- Scissors
- Decorations




Directions:



1. Cut a long strip of paper about 4 inches wide.

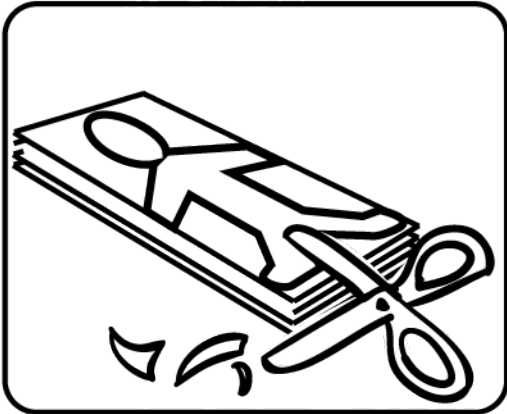


2. Fold up the paper like an accordion, this is the trickiest bit because you need the paper to unfold with the people in a line.




3. Draw your person onto the piece of paper. Make sure the arms touch both sides and the head and feet touch the top and bottom.






4. Carefully cut around your person, being sure to cut the length of the arms but not where the hands will join.



5. Unfold the paper and you should be left with a line of people holding hands.



6. You can now decorate your paper people using crayons, glitter or whatever you want!

Other ideas:

1. Decorate your people as people from the nativity: kings, shepherds etc.
2. Decorate your people as other Christmas characters: Santa, reindeer etc.
3. Decorate the people as members of the family, either with drawings or by cutting out old photos.

